

# VERTICAL MULTISTAGE CENTRIFUGAL PUMP C A T A L O G U E

ALL WETTED PARTS 304 / 316 STAINLESS STEEL



[www.gpump-intl.com](http://www.gpump-intl.com)

# SVM

WSF WSF WSF HPIVS EURO CERT CE  
O H S M S ISO14001 ISO9001

# VERTICAL MULTISTAGE CENTRIFUGAL PUMP SVM(T)

## About

- SVM(T) is non self-priming vertical multistage pump and with standard motor, motor shaft and pump shaft are connected directly by coupling, and the fit the shell and flow passage components on the between the frame and Inlet & outlet seat by pull rod and nuts. The inlet and outlet are in the same level line at the bottom of the pump.
- Pump can be configured intelligent protector according the need, in order to protect pump from dry run, lack of phase, overload and so on.

## Typical Application

- SVM, SVMT pump is vertical multistage centrifugal pump, the pipeline structure can ensure that the pump can be directly installed in the pipeline system which pipe diameters are the same and the outlet and inlet at the same level. This design of structure makes the connection from Pump to pipe more compact.
- SVM, SVMT pump have different specifications and different series, to meet the requirement of flow rate and pressure
- SVM(T) is a kind of multi-functional pump, can transfer not only water but also various industrial liquid medium, suitable for different temperature, flow rate and pressure range.
- SVMT suitable for non-corrosive liquids, SVM is suitable for mild corrosive liquid.
- Water supply: water filtering and conveying, water partition, net pressure boosting for high-rise buildings, hotels; industrial water pressure boosting.
- Industrial boosting: process water system, cleaning system, high-pressure washing system, fire-fighting system, car cleaning.
- Industrial liquid transportation: cooling and air conditioning system, boiler feed water system and temperature system, machine matching.
- Delivery: oil and alcohol, acid and alkali, ethylene glycol and coolant.
- Water treatment: UF, RO systems, distillation systems, separator, the swimming pool.
- Irrigation: Region irrigation, sprinkler irrigation, drip irrigation.

## Motor

- Totally enclosed, air-cooled secondary standard motor
- Degree of protection: IP 55
- Insulation class: F
- Standard voltage:
 

1x220-230/240V	
(50Hz)	3x200-220/346-380V
	3x220-240/380-415V
	3x220-255/380-440V
- Other voltage of the motor is available on request.
- Single phase motors from 0.37kW-2.2kW are available on request

## Material

- Inlet & outlet chamber: Cast iron/Stainless steel (304/316)
- Impeller: Stainless steel (304/316)
- Shell: Stainless steel (304/316)
- Shaft: Stainless steel (304/316)
- Coupling: Ductile iron
- Bearing: Tungsten carbide
- Mechanical seal: Tungsten Carbide / Graphite

## Working Condition

- Thin, clean, non-flammable and explosive and not containing solid particles or fibers liquid.
- Liquid Temperature:
 

Normal temperature: +15°C ~+70°C
Hot water: -15°C ~+105°C
- Environment Temperature: Max. 40°C
- Altitude: Max. 1000m



# VERTICAL MULTISTAGE CENTRIFUGAL PUMP — SVM(T)

## Model Description

**SVM(T)1/2/3/4/5/8/10/12/15/16/20**

**SVM (a) T (b) 8 (c) 120 (d)**

- (a) Series/Number of impeller x 10
- (b) Rated Flow (m<sup>3</sup>/h)
- (c) Cast Iron(Stainless steel not Indicated)
- (d) Vertical multistage centrifugal pump

**SVM(T)32/45/64/90/120**

**SVM (a) T (b) 64 (c) 50 (d) 2 (e)**

- (a) Quantity of Small Impellers
- (b) Series x 10
- (c) Rated Flow (m<sup>3</sup>/h)
- (d) Cast Iron(Stainless steel not Indicated)
- (e) Vertical multistage centrifugal pump

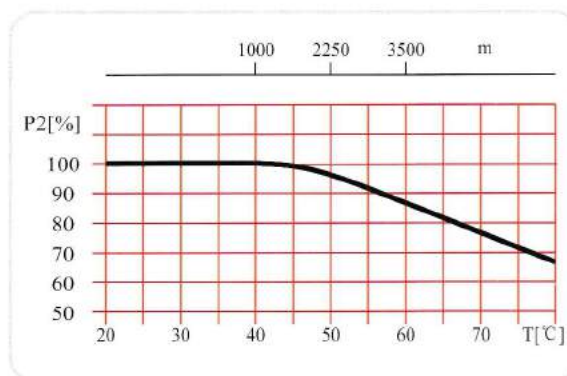
**SVM(T)200**

**SVM (a) T (b) 200 (c) 30 (d) A (e) B (f)**

- (a) Small Impeller B 1pc
- (b) Small Impeller A 1pc
- (c) Series x 10
- (d) Rated Flow (m<sup>3</sup>/h)
- (e) Cast Iron(Stainless steel not Indicated)
- (f) Vertical multistage centrifugal pump

## Altitude and Ambient Temperature

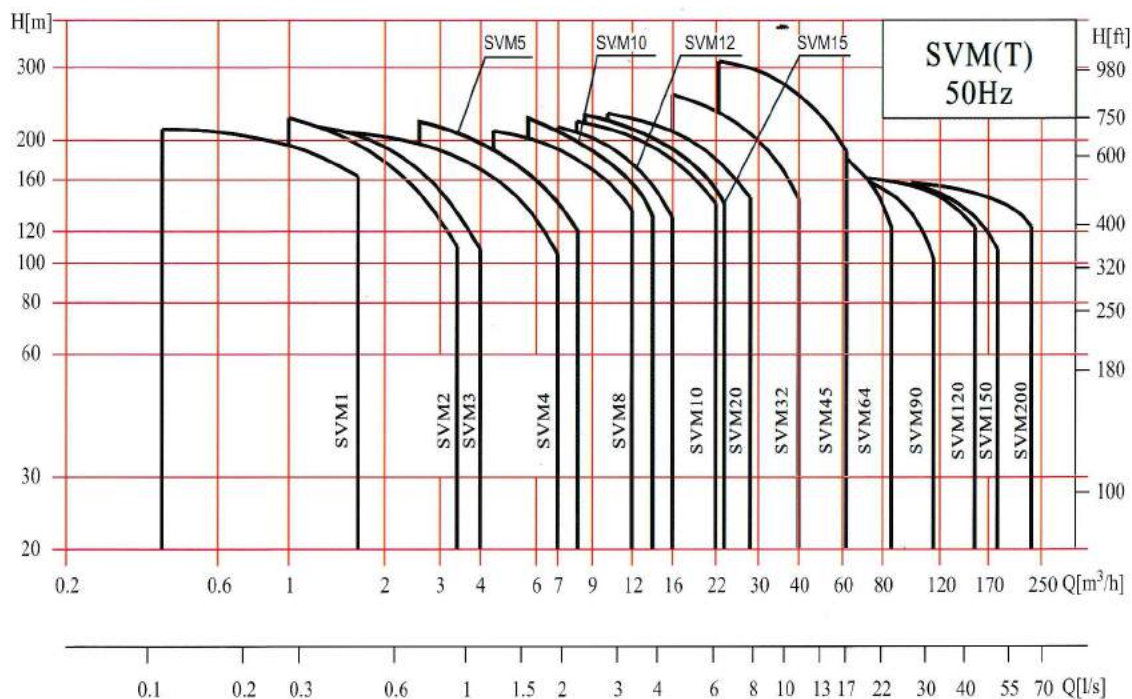
- When pump works in the condition ambient Temperature > 40°C or altitude > 1000m, the output of motor P2 will be lower, the power of motor should be bigger.



## Single Performance Curve

- All measure value of curves are based on the motor in a constant speed of 2900 RPM and 2950 RPM.
- Curve tolerance meets ISO9906.
- Test with 20°C pure water , kinematic viscosity 1mm<sup>2</sup>/s.
- Pump using referring to the performance range of thick lines, to prevent the motor from too small flow to produce overheat and too big flow to produce overload.

## Performance Range



# VERTICAL MULTISTAGE CENTRIFUGAL PUMP SVM(T)

## Specification

Key parameter	SVM1	SVM2	SVM3	SVM4	SVM5	SVM8	SVM10	SVM12	SVM15
Rated Flow[m <sup>3</sup> /h]	1	2	3	4	5	8	10	12	15
Rated Flow[l/s]	0.28	0.56	0.83	1.1	1.39	2.2	2.78	3.3	4.17
Flow Range[m <sup>3</sup> /h]	0.4~1.8	1~3.5	1.2~4	1.5~7	2.5~8.5	5~12	5~13	7~16	8~23
Flow Range[l/s]	0.11~0.5	0.28~0.97	0.33~1.1	0.42~1.9	0.69~2.36	1.39~3.3	1.39~3.61	1.9~4.4	2.22~6.39
Max. Pressure[bar]	21	23	22	21	24	21	23	22	23
Motor Capacity[kW]	0.37~2.2	0.37~3	0.37~3	0.37~4	0.37~5.5	0.75~7.5	0.75~7.5	1.5~11	1.1~15
Temp. Range[°C]	-15~105								
Max. Efficiency[%]	44	46	54	58	63	62	70	63	73
Pipe Connection									
DIN Flange	DN25	DN25	DN25	DN32	DN32	DN40	DN40	DN50	DN50
Pipe Thread	R1 1/4"	R1 1/4"	R1 1/4"	R1 1/4"	R1 1/4"	R1 2"	R1 2"	R1 2"	R1 2"
Joint Connector	DN32	DN32	DN32	DN32	DN32	DN50	DN50	DN50	DN50
Pipe Connection									
DIN Flange	DN25	DN25	DN25	DN32	DN32	DN40	DN40	DN50	DN50

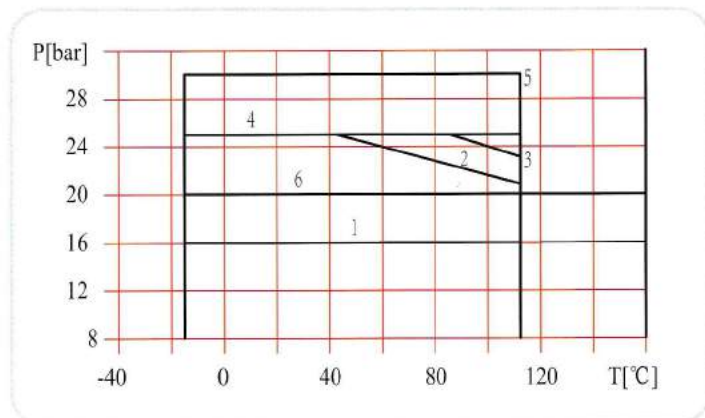
Key parameter	SVM16	SVM20	SVM32	SVM45	SVM64	SVM90	SVM120	SVM150	SVM200
Rated Flow[m <sup>3</sup> /h]	16	20	32	45	64	90	120	150	200
Rated Flow[l/s]	4.4	5.6	8.9	12.5	17.8	25	33.3	41.7	55.6
Flow Range[m <sup>3</sup> /h]	8~22	10~28	16~40	25~55	30~80	50~110	60~150	80~180	100~240
Flow Range[l/s]	2.2~6.1	2.8~7.8	4.4~11	6.9~15.3	8~22	14~30	17~42	22~50	28~67
Max. Pressure[bar]	22	23	26	30	22	17	16	16	16
Motor Capacity[kW]	2.2~15	1.1~18.5	1.5~30	3~45	4~45	5.5~45	11~75	11~75	18.5~110
Temp. Range[°C]	-15~105								
Max. Efficiency[%]	66	69	74	75	76	77	74	73	79
Pipe Connection									
DIN Flange	DN50	DN50	DN65	DN80	DN100	DN100	DN125	DN125	DN150
Pipe Thread	R1 2"	R1 2"							
Joint Connector	DN50	DN50							
Pipe Connection									
DIN Flange	DN50	DN50	DN65	DN80	DN100	DN100	DN125	DN125	DN150



# VERTICAL MULTISTAGE CENTRIFUGAL PUMP — SVM(T)

## Max. Working Pressure

- Below picture showing the limit of pressure and temperature, Pressure and temperature shall be in the range of showing.



Model		Curve No.
SVM(T)1/2/3/4/5		2
SVM(T)8/10/12/15/16/20		3
SVM(T)32	32-10-1~32-70	1
	32-80-2~32-120	4
	32-130-2~32-160	5
SVM(T)45	45-10-1~45-60	1
	45-70-2~45-90	4
	45-100-2~45-130-2	5
SVM(T)64	64-10-1~64-50	1
	64-60-2~64-80-1	4
SVM(T)90	90-10-1~90-50-2	1
	90-50~90-60	4
SVM(T)120/150/200		6

Note: the curve 4/5 need to customize

## G Pump Products Series





# G PUMP



G PUMP International Ltd. [www.gpump-intl.com](http://www.gpump-intl.com)

All G PUMP trademarks and logos are owned by G PUMP International Ltd.

All other brand names are trademarks or registered marks of their respective owners.

We are continuously improving our products and services, G PUMP reserves the right to change specifications without prior notice.  
All Rights Reserved.